PRABHAT ACADEMY
DARKNESS TO LIGHT
LUCKNOW

SUMMER HOLIDAY HOMEWORK

CLASS-I

HOLIDAYS... FUN TIME ... PARTY TIME

Dear Parents,

Summer holidays are around the corner. Despite the hot sun, we can still have a lot of fun, so vacation is here for a sweet treat. In order to enhance the children's creativity and innovation for the progressive learning, Prabhat Academy has designed a few engaging activities and holiday homework. Help your children to do it:

Morning Blessings- Help your children to inculcate good habits by doing, "Surya Pranam" and encourage them to greet all elders in the morning.

Fun in knowing- Tell the children about your childhood, share incidents from the past and show them your old family albums. This will strengthen the bond between you and your children.

Fun with books- Encourage your children to read books with suitable morals. Have walk together and talk to your children about what are their likes and dislikes etc.

- Help your children to memorise your home address and contact numbers.
- Do one page cursive writing of English , daily in a separate notebook.
- Learn and write three new words form dictionary daily.

The ugly duckling

1. What's the word?

Write the word under the pictures.

~~duck~~	farm	nest	eggs	duckling	ugly
sad	friends	pond	beak	beautiful	swan

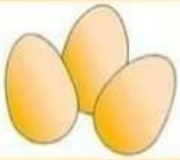					
	duck				

2. What's the order?

Watch the story and put the sentences in order.

	He met another swan and they became friends forever.
	In her nest, she had five little eggs and one big egg.
1	Mummy Duck lived on a farm.
	He saw a beautiful white bird in the water.
	It started to snow, but then spring came.
	Then one big, ugly duckling came out the big egg.
	Five pretty, yellow baby ducklings came out the little eggs.
	No one wanted to be his friend.

What comes next?

1. Sunday , Monday , _____

Tuesday | Thursday

2. Friday , Saturday , _____

Wednesday | Sunday

3. Wednesday , Thursday_____

Monday | Friday

4. Tuesday , Wednesday , _____

Thursday | Saturday

NOUNS

Look at the picture and write the noun words into the correct categories.

Doctor

Singer

Beach

Table

Ball

Monkey

Cat

Airport

Books

Farm

Horse

Teacher

Person	Things	Places	Animals
1.	1.	1.	1.
2.	2.	2.	2.
3.	3.	3.	3.

Reading comprehension

My Beautiful House

Hello! I live with my family in a house. It's awesome. My cute bedroom has a red tutu hanging on the wall and a pink sleeping bag on my bed. Our family has two bathrooms. In each bathroom, there is a toilet, a tub, and a shower. There are two bedrooms for our family. Both bedrooms have double beds and desks. We also have a kitchen, living room, and dining room.

Read the passage carefully and answer the questions.

Q1. What I am talking about?

Ans: _____

_____

Q2. Is there anything on the wall?

Ans: _____

_____

Q3. Describe the things in the bedroom.

Ans: _____

_____

Q4. Is there any shower in the house??

Ans: _____

_____

Q5. How many bathrooms does the house have?

Ans: _____

_____

Q6. Pick out any 5 nouns from the passage.

1) _____

2) _____

3) _____

4) _____

5) _____

Mathematics Holiday Homework

"Mathematics is not only real but it is the only reality"

- **Part A includes the work to be done in the Mathematics school notebook.**
- **Part B is the revision worksheets, which is recapitulation of the work that has been done so far.**
- **Attempt all the questions neatly.**
- **Kindly submit the Holiday Homework after summer break in June 2026.**

Part A

Q1. Write counting from 1 to 200 two times in Mathematics notebook.

Q2. Write the number names from 1 to 100 in Mathematics notebook 2 times neatly.

Q3. Create a colourful picture by combining different shapes on A4 size sheet. The pictures can be a scenery, robot, animal etc.

Sample picture:

Part B
Worksheet 1
Patterns

1. **Complete the next two faces in the pattern.**

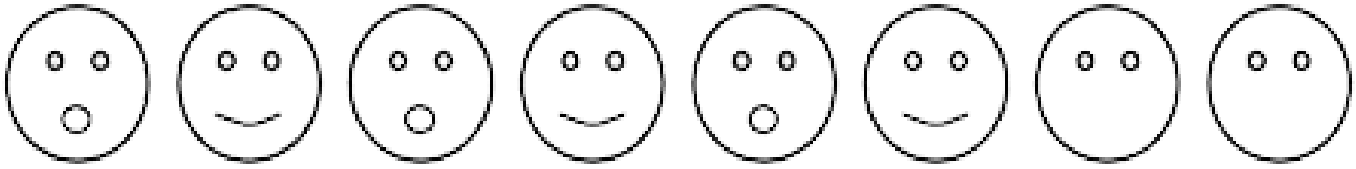

2. **Shade the last two shapes to complete the pattern.**

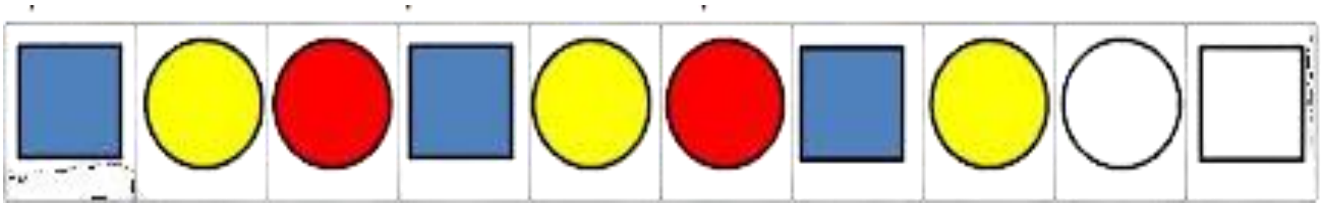

3. **Complete the last two dice patterns.**

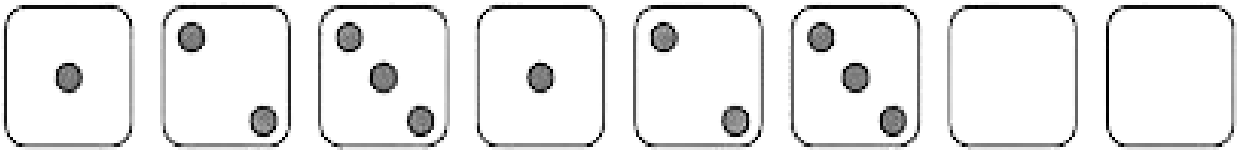

4. **Find the missing numbers.**

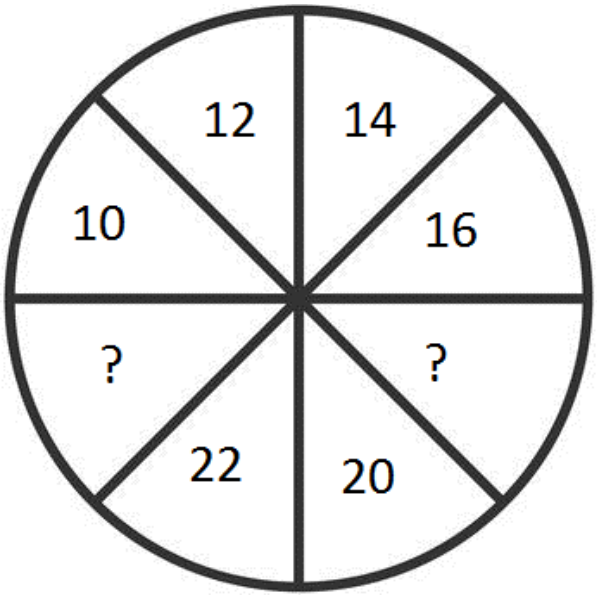

Worksheet 2

Write the numbers in the correct column.

37>53	14<10	48>42	18>24
19<27	58<59	40>60	30>20
45<41	74>63	23<30	36<28

True	False

Worksheet 3

Solve the puzzle if

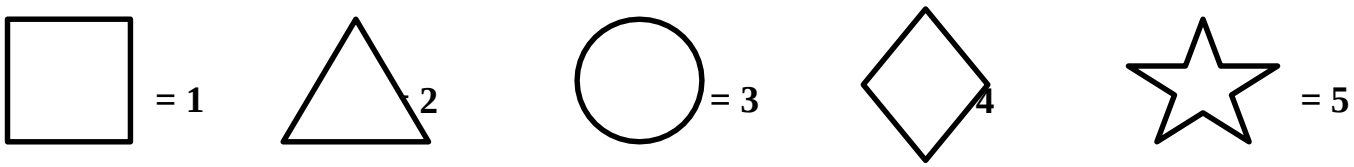



Worksheet 4

Apple Secret Code

Add the numbers and get the Secret message.

3 + 3 = ____ M	1 + 2 = ____ A
6 + 3 = ____ P	4 + 4 = ____ Y
2 + 5 = ____ R	6 + 6 = ____ F
3 + 2 = ____ T	10 + 5 = ____ H
1 + 1 = ____ O	5 + 5 = ____ E
8 + 3 = ____ U	8 + 8 = ____ L

____	____	____		____	____	____		____	____	____
8	2	11		3	7	10		5	15	10
		____	____	____	____	____		____	____	
		3	9	9	16	10		2	12	
			____	____		____	____	____		
			6	8		10	8	10		

Worksheet 5

(Integrated Worksheet)

Name of the Vegetable	Number	Number Name
P _____A __O		
__O M _____		
C __C _____B _____		
T _____N __P		
_____I O __		
C _____R _____		
B R _____J _____		

Refer to the table and answer the following questions.

1. **Which vegetable is the king of vegetables?**

   _____

2. **Name the vegetables that can be eaten raw?**

   _____

3. **Which vegetable is good for eyes?**

   _____

4. **Count the number of letters in each vegetable and arrange the numbers from least to greatest.**

   _____

   _____

5. **Draw and write the name of any one of your favourite vegetable and a fruit.**

EVS

Notebook work

1) Write the names of 10 external body parts and their functions.
2) Reading practice of chapter 2 and 3 with the help of parents.
3) Word Chain(Antakshari with words) Make 5 sets of words of three words each. Try to use words from Chapter 2 and 3.

   E.g :- Eyes ⟹ Siblings ⟹ Shoulder
4) Bio Poem: Paste your picture in the EVS notebook and write your own Bio Poem.**For reference:** ⟹

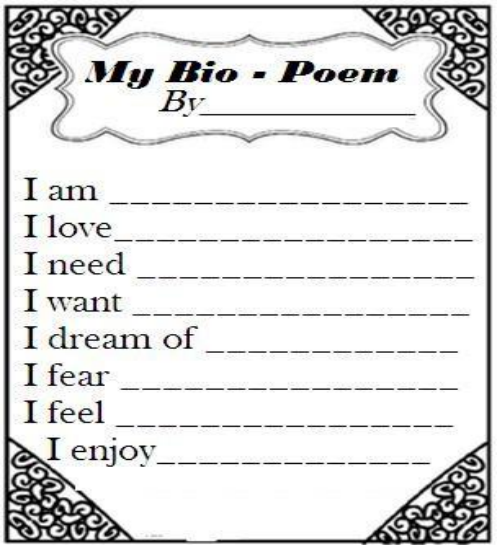

"A father's love is eternal and without end"

5) It's time of the year when our little Mayorites once again show their love for their super fathers. Pamper them with breakfast in bed, go bird watching, go cycling,take a walk etc.

6) Surprise your father by a DIY keychain

   (Be creative) with the help of your mum. Reference Material:Beads,tassels,figurines, ribbons,pictures,fabric etc.

7) **WORKSHEET – 1**

Fun Facts About
My Father

My father's name is

_____.

He is _____years old.

He likes to wear _____.

His favourite food is _____.

My favourite thing to do with him is

_____

_____.

His favourite colour is _____.

He is as strong as _____.

He is funny when he

_____.

He is happy when he

_____.

He loves me because

_____.

I love him because

_____.

Love _____ Date _____

8) **WORKSHEET -2**

My Body

❖ Some parts of our body are in pairs while some are single. Separate them into single and pairs. Write in the boxes given below:

eyes	hands	neck	legs
tongue	chin	mouth	cheeks
nose	lips	ears	feet

Single	**Pairs**

Skill: Analysing parts of the body.

9) **WORKSHEET -3**

My Family

Hello! I'm Candy. I'm twelve years old. This is my family. My father, John is forty years old. Jessica is my mother. She is beautiful. She is thirty five. Sam is my grandfather and Marry is my grandmother. They are sixty five years old.

Tina is my sister, she is seven years old, and Bob is a baby, he is six months. I love my family.

a. Complete the chart with the correct information.

Name	Family member	Ages
John	Father	Forty years

b. What kind of family do I live in? _____.

10. To keep you and your family members fit it's important to do yoga daily. We celebrate **YOGA DAY** on **21st June** on that day all the family members should do yoga and **send the pictures and videos to the class teacher on personal Whatsapp.**



हिन्दी

1 पाठशाला जाने के लिए अपना बस्ता खुद तैयार कीजिए। देखिए, कौन-सी चीज़ें हम बस्ते में नहीं रखते उन पर गोला लगाइए।

2 निम्नलिखित जानवरों को उनकी टाँगों से मिलाइए।



3 निम्नलिखित रिक्त स्थानों को व्यंजन लिखकर पूरा कीजिए-



4 निम्नलिखित अनुच्छेद को चित्रों के नाम लिखकर पूरा कीजिए-

एक ..... था। घर की ..... पर ..... के पेड़ की छाया थी। राम छाया में बैठकर ..... पढ़ता था। एक बार एक ..... राम के ऊपर गिरा। राम के ..... खराब हो गए। राम ..... पर जाकर नहाया। फिर ..... छा गए। पानी बरसा। राम ने बारिश में एक ..... रख दिया। टब भर गया।

5 तालाब में कुछ वर्ण दिए गए हैं, उन वर्णों को मछलियों में लिखे वर्णों के आगे लिखकर शब्द बनाइए -

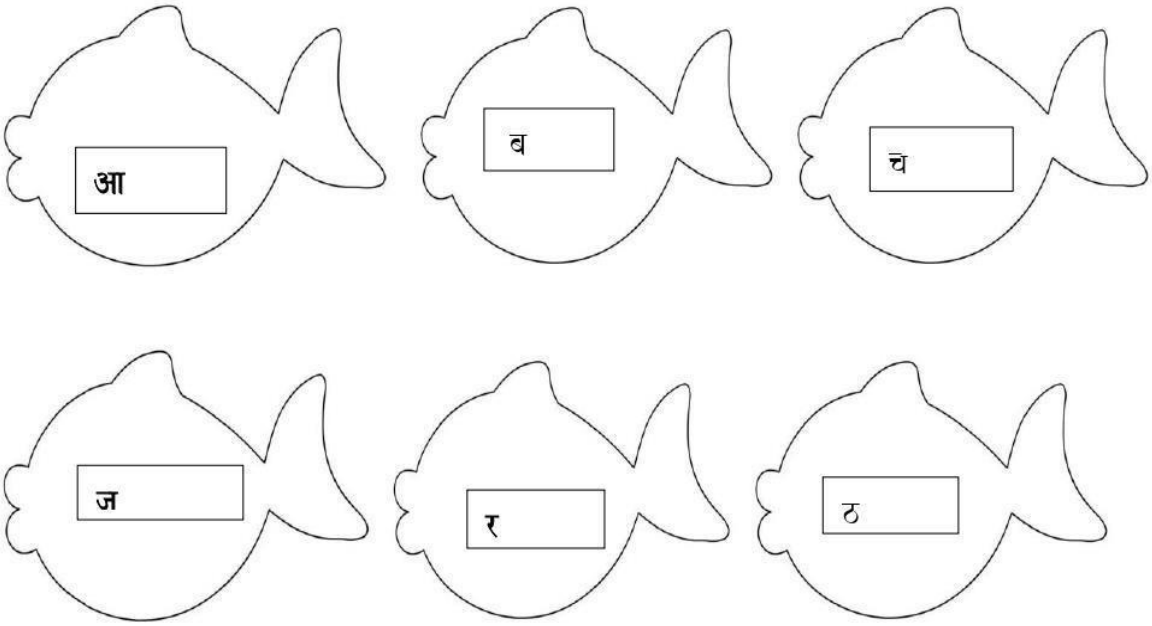

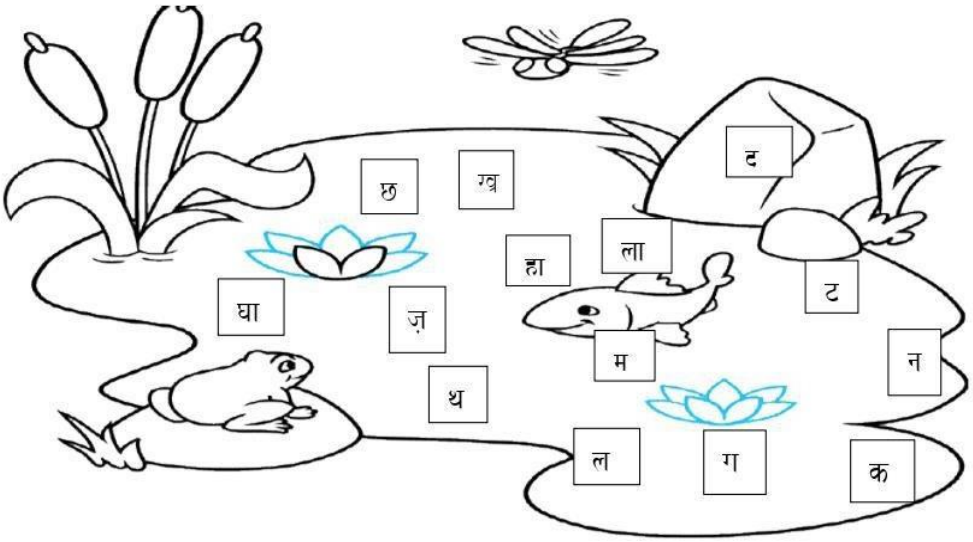

6 सुलेख -

क) माता पिता का आदर कर।

ख) समय का पालन कर।